



 **Great Lakes Chapter**
American Association of Physicists in Medicine

Stephen Gardner
President

Leo Ding
President-Elect

Brett Miller
Treasurer

Choonik Lee
Secretary

Chadd Smith
Representative

2019 Fall Scientific Symposium
“Applications of Big Data in Medical Physics”

Thursday, December 5th, 2019 4:00 pm – 8:00 pm

Beaumont Service Center, Conference Room B15&B16
26901 Beaumont Blvd, Southfield, MI 48033

We invite all GLC members and friends to join us for the annual Fall Scientific Symposium to learn more about the current trends of the use of artificial intelligence in the field of medical physics - radiology and radiation oncology!



Issam El Naqa, PhD



Lei Xing, PhD



Kenny H. Cha, PhD



Indrin Chetty, PhD (moderator)

RSVP/register for the meeting today at chapter.aapm.org/GLC/

(Registration is FREE for all attendees.)

Thanks to our sponsors for helping us continue to provide GLC events!

Gold Sponsors



Silver Sponsors



positioning
patients for life.

RaySearch
Laboratories



varian

2019 GLCAAPM Fall Scientific Symposium

Thursday, December 5th, 2019 4:00 pm – 8:00pm

Beaumont Service Center, Conference Room B15&B16
26901 Beaumont Blvd, Southfield, MI 48033

- 4:00 pm Registration and Refreshments - *Visit Sponsors*
- 4:20 pm Welcoming remarks **Xuanfeng Ding, Ph.D.**
GLC-AAPM President-Elect
- 4:30 pm Introduction of speakers and session **Indrin J. Chetty, Ph.D.**
Moderator
- 4:40 pm **“AI for automation in radiation oncology”** **Lei Xing, Ph.D.**
- 5:20 pm **“AI for Diagnostic Imaging”** **Kenny Cha, Ph.D.**
- 6:00 pm Gold sponsor presentations
- 6:15 pm Dinner - *Visit Sponsors*
- 6:50 pm **“Radiomics and Machine learning”** **Issam El Naqa, Ph.D.**
- 7:30 pm Q &A and discussion session
- 7:55 pm Final remarks **Stephen Gardner, M.S.**
GLC-AAPM President

Gold Sponsors



Silver Sponsors





Medical Physics Consultants, Inc.

Your outsourced team of in-house medical physicists.

We develop long term relationships with our hospitals and imaging centers by providing local consultants, training courses and industry leading expertise.



Consulting Services

The provision of world class Medical Physics Consulting for Diagnostic Imaging to include Nuclear Medicine, Cardiology and Diagnostic Radiology is the cornerstone of our business.




eLearning

Dedicated Courses as well as a wide variety of up to date Imaging and Radiation Safety inservices to include testing material are available to our clients.



Resources

MPC has taken great care to collect an abundance of vital regulatory and clinical reference material for our client's daily use.



The Standard of Medical Physics Excellence.

www.mpephysics.com



Registration is Open

QA & DOSIMETRY SYMPOSIUM

February 21-22 // Orlando, Florida

See agenda at
qasymposium.com

QADS is the premier Radiation Oncology event focused exclusively on continuous improvement in Quality and Patient Safety.

Earn CE credits* from **24 talks across four timely sessions:**

- Safety & Independent QA in Radiation Oncology
- Stereotactic Treatment & QA
- Advancements in Planning & QA
- Emergent Modalities & QA Considerations

Register before December 16 to save \$200 >

QADS12
2020 QA & DOSIMETRY SYMPOSIUM


 **SUN NUCLEAR**
corporation

* CE credits to be applied for: SAM, MPCEC, and MDCB



Streamline your clinical electron setup

decimal3D helps your radiation oncology department **eliminate treatment room delays** and stresses that are often associated with the inefficient process of clinical electron set-ups. Our new technology **enhances the patient experience and achieves workflow efficiencies** for your physicians and staff. When coupled with our next day electron aperture delivery, you can stay focused on patient care.



What is decimal3D?

decimal3D uses an iPad App with advanced optical scanning technology enabling you to capture a 3D, full color, dimensionally accurate rendering of your patient's treatment area. **It is a simple tool allowing you to quickly digitize the shape of the physician drawn treatment area and design the required electron aperture.** From this App, you can access our **one-click ordering for your aperture** to arrive the next day.

Benefits to your clinic

- Replaces the old clinical electron setup model with a high-tech, efficient solution
- Decreases the number of steps in your workflow
- Facilitates a better work environment by reducing stress on staff and patients
- Provides less potential for accidents and errors
- Decreases potential delays that impact patient wait time and satisfaction

Upcoming features

- Photograph and document patient positioning
- Integration with R&V
- Fusing 3D images with CT scans
- Automatic selection of optimum generic aperture from a customized library
- Skin collimator design and ordering
- Brachytherapy applicator design

One call answers all your Brachytherapy needs



- ~ Additional shielding to minimize exposure
- ~ User-friendly packaging with clearly numbered needles and grid locations



- ~ Additional shielding to minimize exposure
- ~ Sterile and non-sterile disposable Mick™ cartridges
- ~ Convenient and safe packaging with easy access



ISOAID

Earning your trust one seed at a time.

At IsoAid, we provide services above and beyond the rest.

WE MANUFACTURE both I-125 and Pd-103 seeds for Prostate Brachytherapy, as well as High-activity seeds for Eye Plaque.

WE STRAND AND LOAD YOUR ORDERS IN-HOUSE ... offering you improved quality, service and control of your Brachytherapy program.

WE DELIVER CUSTOM-LOADED SEEDS FASTER than anyone in the industry.

WE GIVE YOU THE ACTIVITY YOU WANT, when you want it. No lists. No restrictions.

- We provide Iodine and Palladium seeds with superior visibility.
- We sterilize your order using enhanced release criteria that exceeds industry standards.
- We include 3rd party assay in accordance with AAPM TG43.
- We meet all AAPM/RPC dosimetric prerequisites.
- We offer a generous "no-questions asked" return policy.
- We provide friendly and responsive customer service.

We save you time and money
so you can focus on saving lives.

www.isoaid.com | 866.710.5995

Double Shell Positioning System for SRS treatments

Featuring
a customized
Occipital
mask




DSPS®



Open Faced Double shell



Double shell - prone



Single shell

Also available as:

MacroMedics USA
3545 Ellicott Mills Drive
Ellicott City, MD 21043
Tel: 410-203-1248



macromedics

SOLUTIONS IN RADIOTHERAPY

www.macromedics.com

NEW

MADE TO PERFORM.

The Next Phantom Generation by PTW.





RUBY

The new modular QA phantom with multiple application-specific inserts for comprehensive system QA, LINAC QA and patient QA

BEAMSCAN®

The ultrafast water phantom with Auto Setup and WiFi – also perfect for Halcyon™ systems

Scan the QR code to learn more about the experience of a Halcyon™ user.



BEAMSCAN® MR

The first 3D water phantom for beam data commissioning and QA of next-generation MR-LINACs, available in two ready-to-use models for Elekta Unity and ViewRay® MRIdian®

Discover our latest phantom technologies and how they meet your QA needs. Visit ptwdosimetry.com

PTW
THE
DOSIMETRY
COMPANY

Pinnacle Evolution introduces!...

Personalized Planning

Delivering state-of-the-art, personalized IMRT and VMAT treatment planning

Personalized planning provides:

Quality of treatment planning process with personalized, patient specific goals integrated from the start

Pinnacle Evolution introduces **Personalized Planning**

- **Advanced**, protocol based, therapy planning workflow
- Next-generation **automated optimization** algorithms and
- **Complete** integration with PlanIQ Feasibility from Sun Nuclear

Consistency of results from local clinic to main campus, from novice to the expert with advanced automated planning tools

Intelligent algorithms working to achieve consistent, personalized results

- Redefining first generation Auto-Planning by adding more:
 - **Control**
 - **Versatility**
 - **Power**

Efficiency of planning workflow to achieve clinically deliverable, personalized therapy

Pinnacle Evolution achieves both fast optimizations **and** clinically deliverable, personalized plans with:

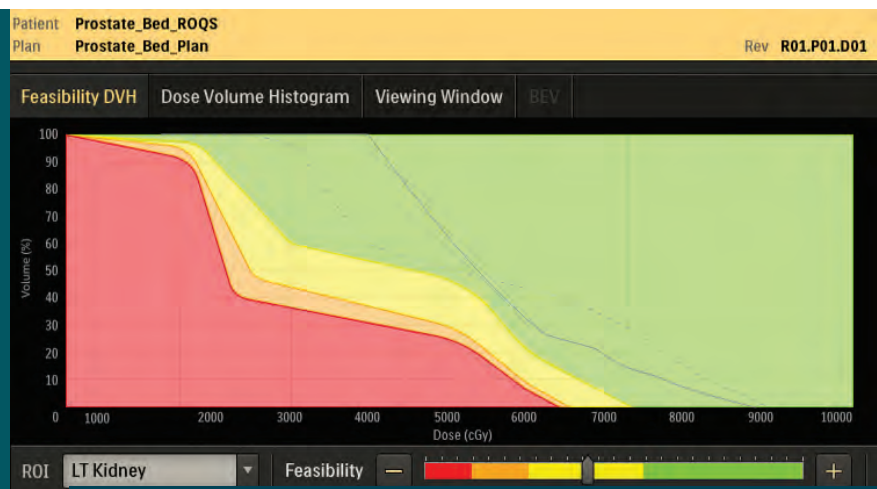
- Next generation, Philips **proprietary IMRT and VMAT** optimization
- **Improved** speed performance up to **70%**²
- **Integrated PlanIQ Feasibility** creates Personalized Plans quickly and confidently right in the planning window

1. Not available in all markets. Please check with your local Philips sales representative for more information
2. Optimization times may vary depending planning needs. Compared to Pinnacle 16.2

Key advantages

Achieve patient-specific plan quality

- **Improve** plan quality by using feasible optimization goals
- **Create** patient specific, personalized, therapy plans
- **Reduce** the time needed to create a plan by reducing trial and error



Personalized Planning in Pinnacle Evolution with integrated OAR feasibility





Encompass™
SRS Immobilization System

Validated for
HyperArc™

HyperArc is a trademark of Varian Medical Systems



Patent(s) Pending



positioning
patients for life.®

www.Qfix.com

ADVANCING CANCER TREATMENT

RaySearch
Laboratories



RaySearch is a committed pioneer of oncology software. Since 2000, we have worked in close cooperation with leading centers to improve life and outcomes for patients. We develop all our products from the ground up and continuously revise every aspect, from algorithms to user interface designs.

Medical science never stands still, and neither does RaySearch—our relentless drive to do things better leads us to ever-higher performance, accuracy, safety and usability. And this is just the beginning.

We believe software is the driving force for innovation in oncology today. Our systems use groundbreaking automation and machine learning to create new possibilities. RayCare^{®*}, the next-generation oncology information system, will enable one workflow for all the oncology disciplines, ensuring fluid coordination of tasks and optimal use of resources. RayStation^{®*} harmonizes treatment planning, providing one point of control for all planning needs—any equipment, any scale.

LEARN ABOUT OUR PRODUCTS >>



RayStation



RayPlan



RayCare

Learn more at: WWW.RAYSEARCHLABS.COM

*Subject to regulatory clearance in some markets.

Welcome to a new era in oncology

Intelligent Cancer Care

It's been said that the next wave of progress in oncology will come from an increased ability to harness the power of technology—collecting and analyzing data to enable better, faster decision-making in clinical care and business processes.

That next wave is here. We call it **Intelligent Cancer Care™**.

Learn more at [varian.com/intelligent](https://www.varian.com/intelligent)